

We offer the widest range of high-speed digitizers and instrumentation cards available on the market today. Our powerful PC-based instrumentation products allow you to create reliable, flexible and high-performance solutions quickly and easily.

Reduce development time and costs for testing complex applications such as radar, wireless communications, spectroscopy, etc. by using our Windows-based application software or our SDKs.

## APPLICATIONS

Stimulus-response test systems  
RF signal generation  
Wireless communications  
Manufacturing test  
Radar signal simulation  
Optical and magnetic storage media testing  
Advanced ultrasonic signal generation  
Video signal generation  
Network analysis

## CompuGen 8150/8152

High-speed arbitrary waveform generator card

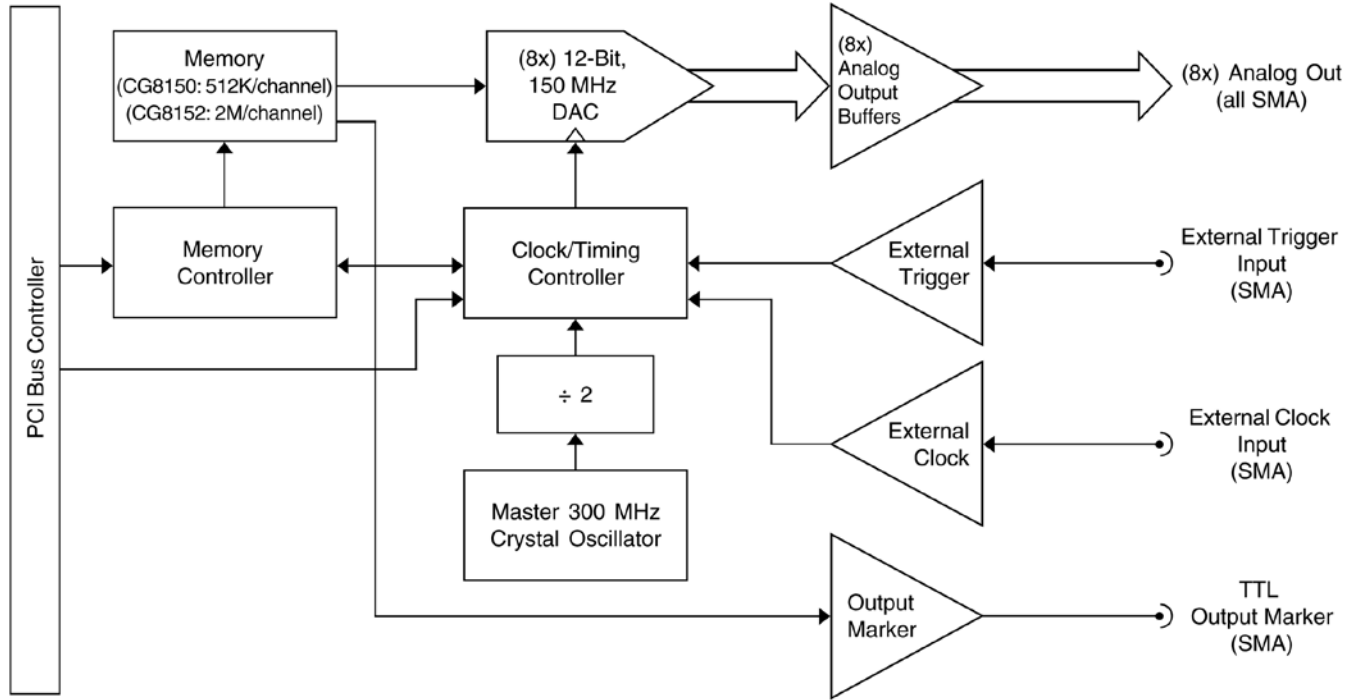


Arbitrary waveform generator and function generator card capable of providing aperiodic analog waveforms.

## FEATURES

- CG8150: 4 MegaSamples of on-board memory
- CG8152: 16 MegaSamples of on-board memory
- 12-bit resolution
- 150 million conversions per second
- Free software for importing and generating waveforms
- Software Development Kits for C/C++, LabVIEW and MATLAB

## CompuGen 8150/8152 Simplified Block Diagram



### COMPUGEN 8150 AND COMPUGEN 8152

Traditional waveform generators only provide simple, periodic waveforms. The circuits of today, however, require more complex and customized analog and digital stimulus signals.

The CompuGen 8150 and CompuGen 8152 enable the user to generate a limitless number of analog and digital signals.

The CompuGen 8150 and CompuGen 8152 generate analog output signals at a maximum D/A conversion rate of 150 million samples per second (MS/s) with 12-bit vertical resolution (4096 levels).

Arbitrary waveforms are generated by creating a digital representation of the waveform in the memory on-board the CompuGen 8150 or CompuGen 8152. This digital pattern is then converted into an analog signal using a high speed Digital-to-Analog Converter (DAC).

The CompuGen 8150 and CompuGen 8152 provide 8 channels of simultaneous data generation.

### FAST AMPLIFIER

The output amplifier used on the CompuGen 8150 and CompuGen 8152 has a very high output slew rate and a 50  $\Omega$  output impedance. The output rise time and fall time are 2.5 nanoseconds.

### AMPLITUDE

The CompuGen 8150 and CompuGen 8152 provide a standard output range of  $\pm 1$  Volts.

### MEMORY DEPTH

The large on-board memory buffer of the CompuGen 8150 and CompuGen 8152 is a powerful feature because it allows for the generation of very long signals.

The CompuGen 8150 is equipped with 4 MegaSamples of on-board memory that is shared equally among 8 channels (512K per channel).

The CompuGen 8152 is equipped with 16 MegaSamples of on-board memory that is shared equally among 8 channels (2M per channel).

### CRYSTAL-BASED STABILITY

The waveform generation of the CompuGen 8150 and CompuGen 8152 is controlled by a stable 300 MHz crystal oscillator. This provides temperature stability, long-term stability, and precision far above what is available from standard waveform generators.

### GENERATION MODES

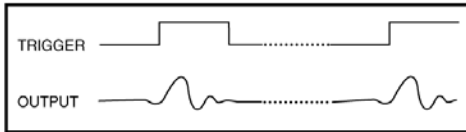
The CompuGen 8150 and CompuGen 8152 may be operated in two distinct generation modes: Free Run Mode and Triggered Mode.

Free Run Mode is provided for the generation of continuous repetitive signals with the CompuGen 8150 and CompuGen 8152. In Free Run Mode, the on-board memory of the CompuGen 8150 or CompuGen 8152 is seamlessly and endlessly looped during signal generation. By seamlessly, we mean that the pattern advances from the last sample back to the first in exactly one clock cycle. For example, a single cycle may be uploaded to CompuGen 8150 memory and looped in order to create a continuous sine wave signal.

In Triggered Mode, the CompuGen 8150 and CompuGen 8152 are configured to generate pre-programmed waveforms in a single-shot fashion - once every time a trigger event occurs. The trigger circuitry is automatically re-armed in hardware after single-shot waveform generation in order to await another trigger event. Since it is done in hardware with no software interaction required, trigger re-arm is lightning-fast. Therefore, by issuing multiple triggers, the user can easily create waveform bursts.



The source of the trigger event can be a software trigger or an external trigger signal. Using external triggering, the CompuGen 8150 and CompuGen 8152 generate a single-shot waveform upon receipt of the rising edge of a TTL pulse at the external trigger input. Using software triggering, the generation of a single-shot waveform occurs when a software command is issued.



### SOFTWARE

CompuGen Windows drivers for Windows 2000 and Windows XP are included with the CompuGen 8150 and CompuGen 8152.

The CompuGen 8150 and CompuGen 8152 also come with CGTest, a simple waveform generation utility for Windows.

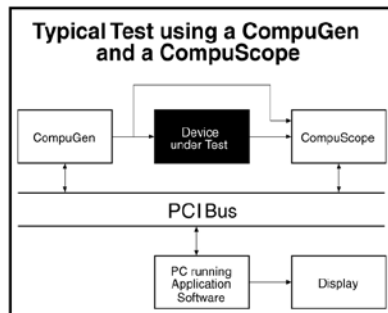
For custom software applications, Software Development Kits (SDKs) are available for C/C++, LabVIEW and MATLAB. Please contact the factory for other programming languages.

### MULTI-CARD SYSTEMS

A Multi-Card CompuGen system, consisting of up to 8 independent CompuGen 8150 or CompuGen 8152 cards, can be ordered if more than eight output channels are required.

### INTEGRATION WITH COMPUSCOPE CARDS

The CompuGen 8150 and CompuGen 8152 can be operated within the same system as a CompuScope digitizer card. For instance, a CompuGen/CompuScope system can be configured into a stimulus/response instrument. Here, a stimulus signal generated by the CompuGen 8150/8152 is connected through an electrical circuit and the output response signal is captured by a CompuScope digitizer card. Alternatively, a signal captured by a CompuScope digitizer card can be uploaded directly to a CompuGen 8150/8152, which can then play back the signal.



### SYSTEM REQUIREMENTS

PCI-bus-compatible PC with at least one free PCI slot and one adjacent slot or bracket location; 128 MB RAM, 50 MB hard disk and SVGA video. Only one free PCI slot is required if you are not using the auxiliary connector bracket

### SIZE

Single mid-size card requiring a single PCI slot. Neighboring slot or bracket location required for auxiliary connector bracket.

### POWER REQUIREMENTS

+5 V	2.5 Watts*
+3.3 V	8.4 Watts*
+12 V	2.6 Watts*
-12 V	1.2 Watts*

Total = 14.65 Watts (\*using worst-case waveform on all channels)

### DIGITAL TO ANALOG CONVERSION

Outputs:	8 per card
Output Range:	±1 V (2.0 Vp-p) single-ended output into 50 Ω
Output Coupling:	DC
Output Impedance:	50 Ω
Resolution:	12 bits
Accuracy:	±3% excluding offset
Analog Output Bandwidth:	Better than 100 MHz
Connector:	SMA
Generation Modes:	Free Run Mode (continuous looping) Triggered Mode (single-shot)
Conversion Rates:	150 MHz, 75 MHz, 37.5 MHz
Memory Buffer Depth:	CG8150: 4M samples total, 512K per channel CG8152: 16M samples total, 2M per channel
Record Length:	8 samples minimum CG8150: 512K samples maximum CG8152: 2M samples maximum
Record Length Increment:	8 samples
Output Frequency:	75 MHz to 150 Hz
Rise Time:	2.5 nanoseconds, typical
Fall Time:	2.5 nanoseconds, typical

### CRYSTAL OSCILLATOR STABILITY

Long Term:	±20 ppm
------------	---------

### TRIGGER

Source:	External or Software
External Trigger Level:	TTL
Trigger Slope:	Rising
Connector:	SMA

### EXTERNAL CLOCK

Note: In External Clock Mode, the Digital-to-Analog conversion rate is equal to one half the frequency of the input external clocking signal.

Clock Frequency:	Maximum 300 MHz Minimum 1 MHz
Voltage Level:	TTL
Duty Cycle:	50%
Connector:	SMA
Selection:	Software-selectable

### DIGITAL OUTPUT MARKER

One synchronizing digital output is provided on the digital Output Marker SMA connector. A 4-sample-wide TTL Marker pulse may be positioned, with a resolution of 4 samples, at any time during output waveform generation.

Connector:	SMA
------------	-----

### LINK'N'LOOP

The CompuGen 8150 and CompuGen 8152 support Link'N'Loop Mode, which allows multiple pattern segments to be uploaded to the CompuGen's on-board memory for later selective generation.

In Link'N'Loop Mode, the CompuGen on-board memory is segmented and filled with waveform segments of equal length. As an example, with the CG8150, which has 512k of pattern memory per channel, up to 512 waveform segments of 1024 points each may be pre-loaded into CompuGen memory for later generation. Similarly, the 2M memory per channel of the CG8152 may be filled with up to 2048 waveform segments of 1024 points.



All Link'N'Loop segment configuration parameters are uploaded before Link'N'Loop generation so that no software interaction is required to switch amongst segments.

#### **MULTI-CARD SYSTEMS**

Maximum No. of Cards: 8  
Operating Mode: Multiple/Independent

#### **PCI BUS INTERFACE**

Plug-&-Play: Fully supported  
Bus Width: 32 bits  
Bus Speed: 33 MHz  
Compatibility: 5 Volt PCI-compliant slot

#### **ENVIRONMENTAL**

Temperature:  
Operating: 0°C to 70°C standard  
Non-Operating: -40°C to 85°C extended  
Humidity:  
Operating: 20% to 80% (no condensation)  
Non-Operating: 5% to 95% (no condensation)

#### **APPLICATION SOFTWARE**

CGTest Software

#### **SOFTWARE DEVELOPMENT KITS**

CompuGen PCI SDK for C/C++ for Windows  
CompuGen PCI SDK for LabVIEW for Windows  
CompuGen PCI SDK for MATLAB for Windows

#### **MATERIALS SUPPLIED**

One CompuGen 8150 or CompuGen 8152 card  
One CompuGen PCI CD containing:  
Windows 2000/XP Drivers  
CompuGen PCI Software Development Kits for  
C/C++, LabVIEW and MATLAB  
CGTest Software  
One Hardware Manual

#### **WARRANTY**

One year parts and labor  
All specifications subject to change without notice; specifications are not guaranteed under all possible combinations of modes of operation.

900 N. State St.  
Lockport, IL 60441-2200

#### **Toll-Free (US and Canada):**

phone 1-800-567-4243  
fax 1-800-780-8411

#### **Direct:**

phone +1-514-633-7447  
fax +1-514-633-0770

#### **Email:**

prodinfo@gage-applied.com

To find your local sales representative or distributor or to learn more about GaGe's products visit:

**[www.gage-applied.com](http://www.gage-applied.com)**

#### **ORDERING INFORMATION**

##### **Hardware & Upgrades**

CompuGen 8150	800-100-815
CompuGen 8152	800-100-816

Updated March 31st, 2006

Copyright © 2005, 2006 Gage Applied Technologies. All rights reserved.